



Blizzard Bag #3 Checklist



Check off items that you complete and return to school within one week of the Blizzard Bag Day.

- Play outside for 20 minutes or have an indoor snowball fight with crumpled paper. Practice independence with putting on snow pants, boots, coats, hat and mittens in that order. Use the visuals to help your child remember the correct order.
- Read for 20 minutes. Have your child retell one of the stories and write down what they said on the “story retelling” worksheet.
- Spend 20 minutes playing with your child. Have your child draw a picture of something they did on the “What did you do today?” worksheet.
- Counting around the house. Use the worksheet included in this packet to complete the counting activity.
- Complete the weather and calendar worksheet.
- Letter practice. Go through the “Foundations alphabet” chart together. Have your child say the letter, picture, and letter sound. Find the letter that your child’s name starts with. What other things can you think of that start with that letter? Practice writing your name.
- Snack/Meal time- Eat a snack or meal together and talk about different food groups, colors of food, and how they taste.

Parent/Guardian Signature _____






Story Retelling



Book Title: _____

How did your child retell the story?





Draw a picture of something you did today.

A large, empty rectangular box with a thin black border, intended for a child to draw a picture of something they did today.

Let's get ready to play in the snow!

1	2	3	4	5
				
snow pants	boots	coat	hat	gloves

Calendar and Weather

Today is Sunday Monday Tuesday Wednesday Thursday Friday Saturday .

The date is January February March April May June _____ , 20____.
July August September October November December

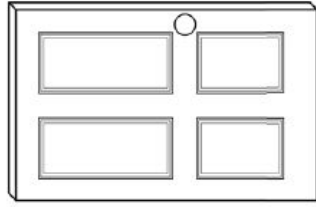
The season is fall winter spring summer .

It is sunny raining cloudy snowing and cold cool warm hot today.

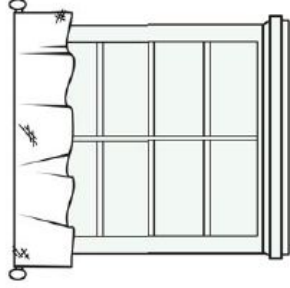
Counting Around the



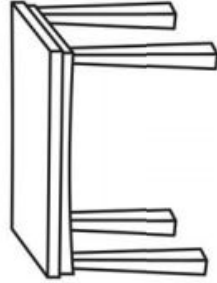
Directions: Walk around your house and count each of the items listed. Write the number in the blanks.



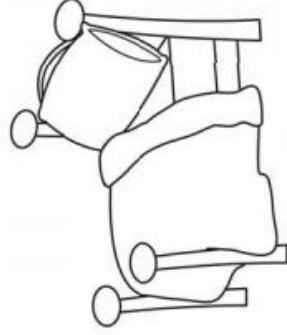
doors



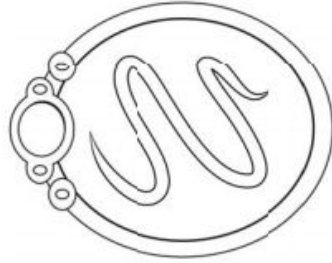
windows



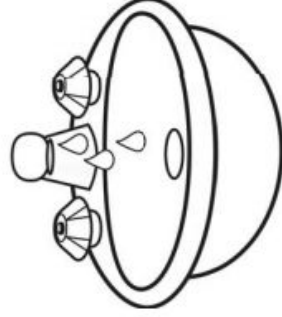
tables



beds





























mirrors



sinks

Fundations Alphabet

Aa 	Bb 	Cc 	Dd 	Ee 	Ff 	
Gg 	Hh 	Ii 	Jj 	Kk 	Ll 	
Mm 	Nn 	Oo 	Pp 	Qu qu 	Rr 	Ss 
Tt 	Uu 	Vv 	Ww 	Xx 	Yy 	Zz 

Blizzard bag modifications for students with IEPs

ACTIVITY	SUGGESTED MODIFICATIONS
Story retelling	<ul style="list-style-type: none"> -Have your child point to pictures in the book and you can name the items your child points to. -Have your child name the pictures in the book. -Have your child turn the pages in the book to show you his/her favorite page.
Calendar/Weather	<ul style="list-style-type: none"> -Bring your child to look out the window with you. Have your child tell you what he/she sees or tell your child what you see (snow on trees, ice, clouds, etc.). -Talk about what you did yesterday and things you will do tomorrow.
Play time drawing	<ul style="list-style-type: none"> -Give your child choices of things they did (i.e hold up a block and a ball and say "What did we do today?"). Draw the item the child chose and have the child color it in.
Letter practice/name practice	<ul style="list-style-type: none"> -Focus on just the first letter of your child's name rather than writing the whole name or have your child trace his/her name after you write it. -Have your child repeat the letters after you rather than naming them independently. -If you are not yet working on letters, work on identifying shapes/colors/objects when given 2 choices.
Counting game	<ul style="list-style-type: none"> -Have your child repeat the counting sequence after you. -Hold your child's hands and tap the items with your child's hand as you count them.